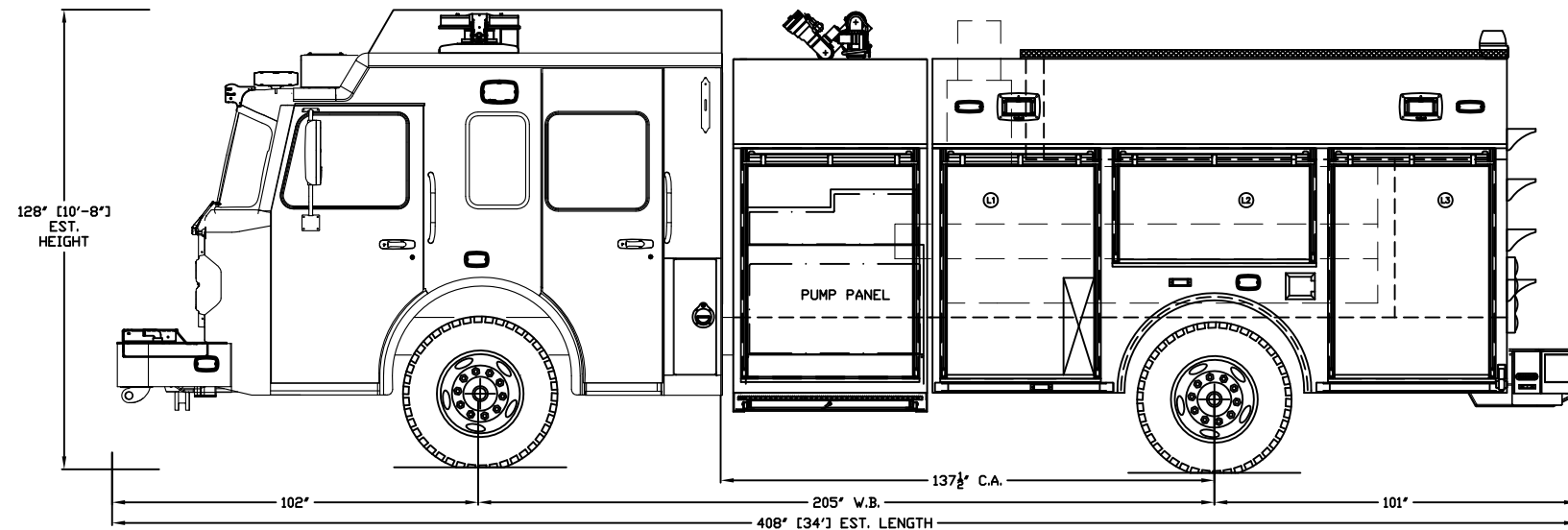
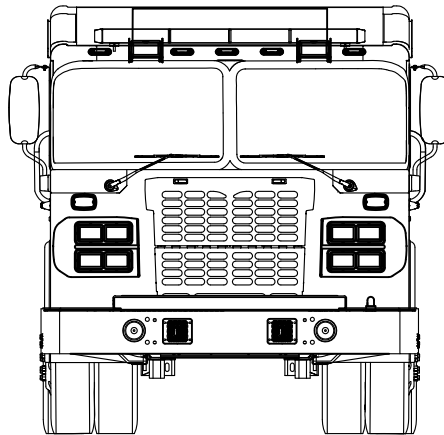
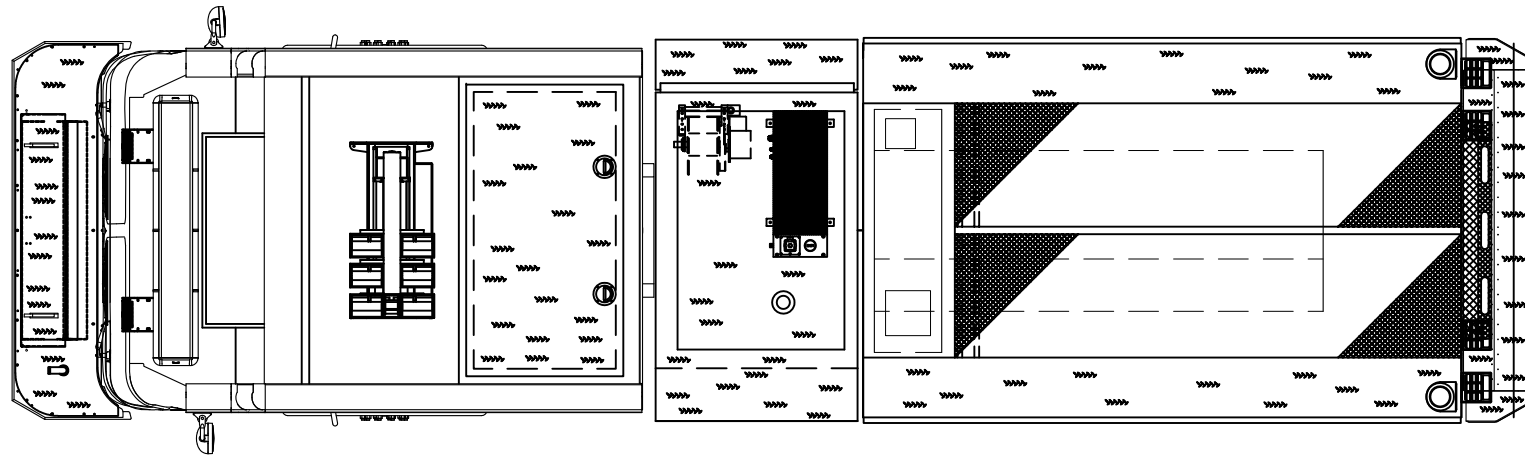
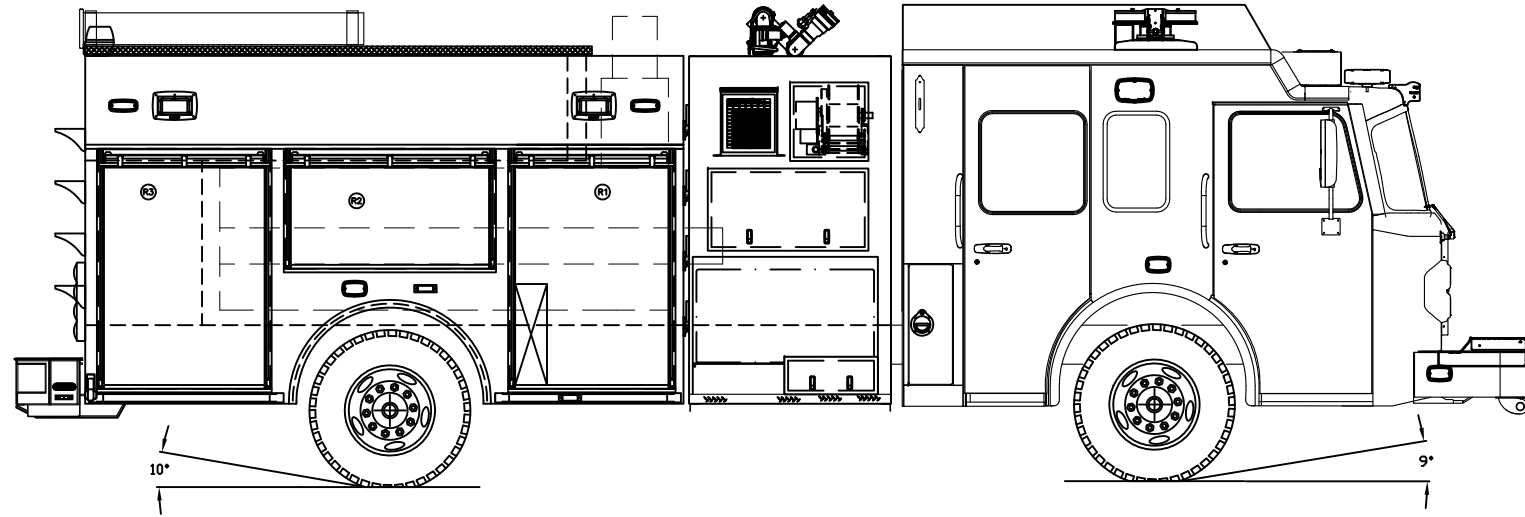


STEP ADJUSTABLE TO MEET NFPA STEPPING HEIGHT

COMPT.	OPENING	UPPER DEPTH	LOWER
L1/R1	35W X 58H	26	26
L2/R2	65W X 26H	26	N/A
L3/R3	37W X 58H	26	26
T1	44W X 25H	20	N/A
INTERMEDIATE DIVIDE HEIGHT			
L1/L3	27	R1/R3	27
GROUND LADDERS & PIKE POLES			
ITEM	LADDER LENGTH	MODEL	QTY
A	24' 2-SEC	PEL-24	1
B	14' ROOF	PRL-14	1
C	10' ATTIC	FL-10	1
D	PIKE POLES	-	3
E			
F			
G			
H			
I			




FOR REFERENCE PURPOSES ONLY

PUMP: WATERIOUS CXSC20 1500 GPM W/ECLIPSE GEN 2.0 CAFS (RATED @ 5000 LPM)  
 TANK: POLY 500 IG  
 FOAM: 40 IG  
 BODY: STAINLESS  
 HOSEBED: 80 CU FT  
 CHASSIS: SPARTAN METRO STAR LFD

# PROPOSAL

Approval Signatures		Date
CUSTOMER		
DEALER		
SMEAL SALES		
PRODUCTION		
ENGINEERING		



Revisions	

SMEAL FIRE APPARATUS SNYDER, NE 68664			
BURLINGTON FIRE DEPARTMENT BURLINGTON, ON			
Drawn by:	Scale:	Material:	
Chk'd:	Date:	Drawing No.:	
	02-27-18	18954	
11 x 17	BID		