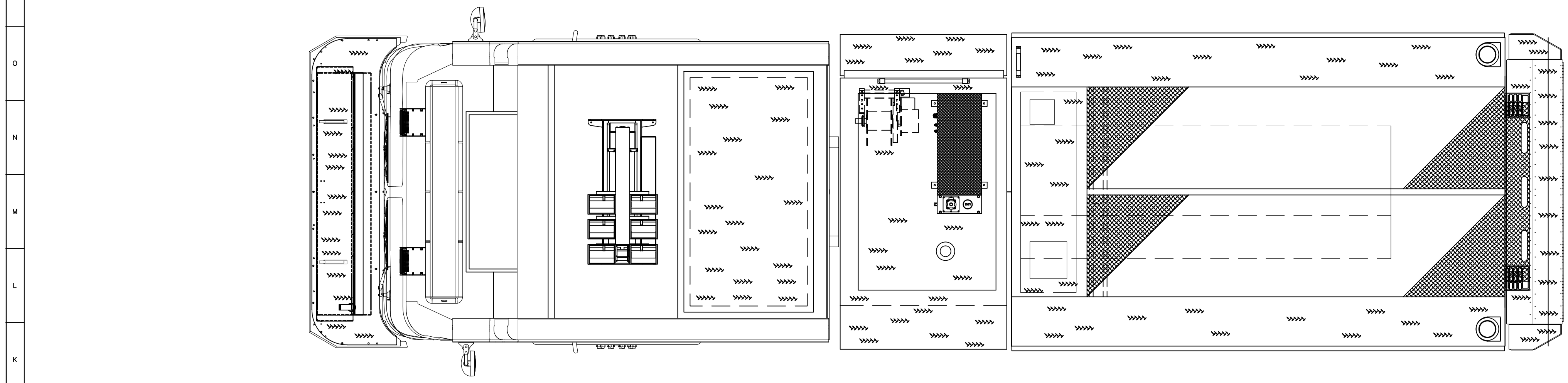
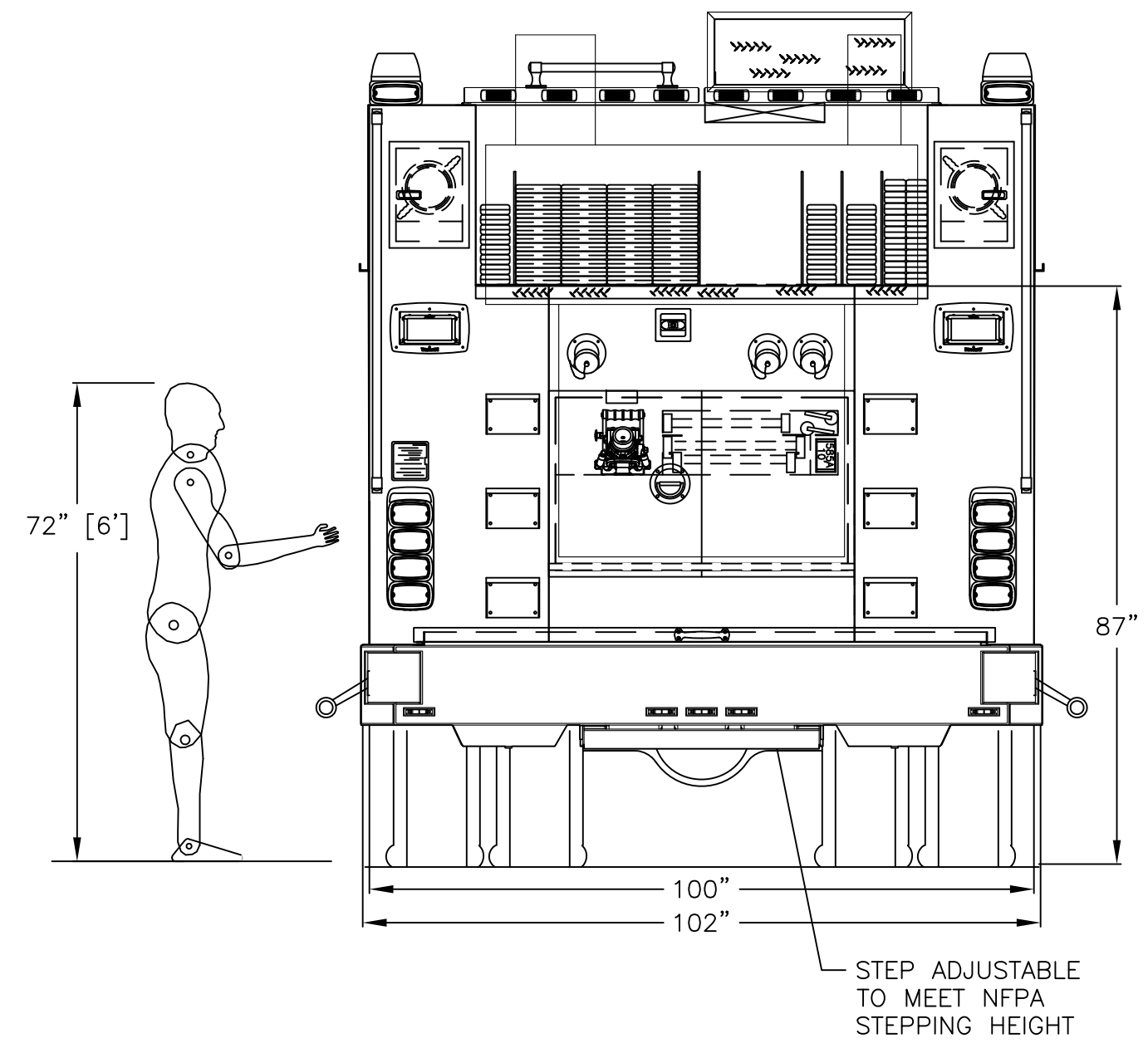
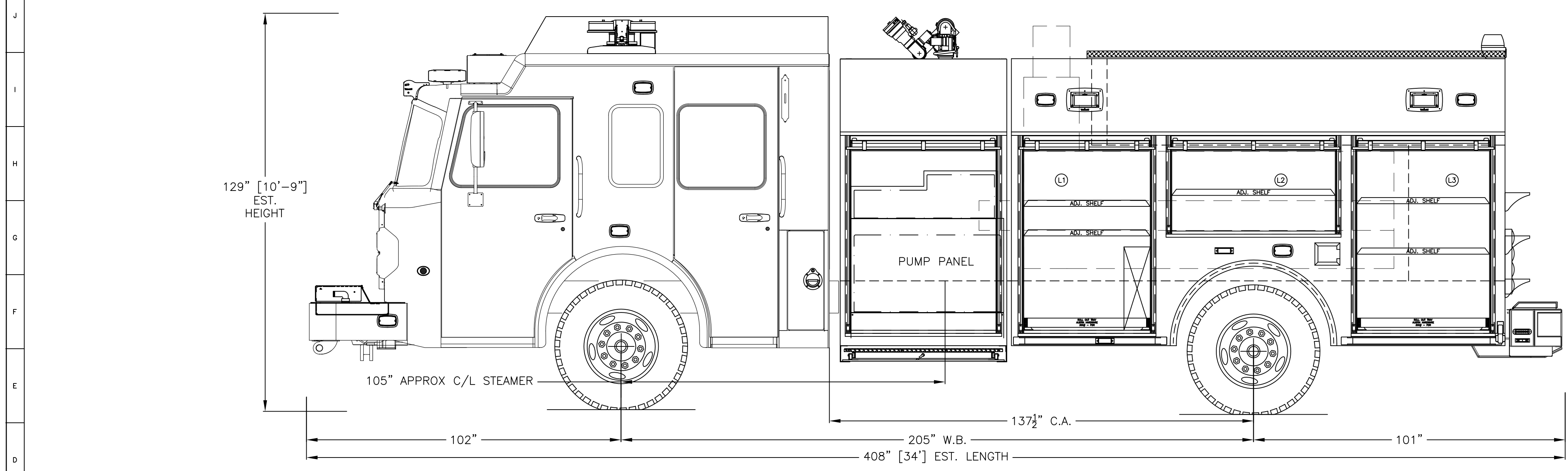


12' 6"
12' 0"
11' 6"
11' 0"
10' 6"
10' 0"
9' 6"
9' 0"
8' 6"
8' 0"
7' 6"
7' 0"
6' 6"
6' 0"
5' 6"
5' 0"
4' 6"
4' 0"
3' 6"
3' 0"
2' 6"
2' 0"
1' 6"
1' 0"
6"



COMPT.	DOOR OPENING	INTERIOR	DIVIDE HEIGHT	USG. DEPTH	W.D.
L1/R1	41"W x 58"H	46"W x 72"H	N/A	26"	26"
L2/R2	53"W x 26"H	62"W x 38"H	N/A	26"	N/A
L3/R3	43"W x 58"H	46"W x 72"H	N/A	26"	26"
T1	44"W x 25"H	46"W x 25"H	N/A	28"	N/A

GROUND LADDERS & PIKE POLES			
ITEM	DESCRIPTION	MODEL #	QTY
A	24' 2-SEC EXTENSION	PEL-24	1
B	14" ROOF	PEL-14	1
C	10' FOLDING ATTIC	FL-10	1
D	PIKE POLE	-	3



NOTE:
 THIS DRAWING IS THE PROPERTY OF SPARTAN MOTORS USA AND IS TO BE USED ONLY IN REFERENCE TO THE WORK PROPOSED OR CONTRACTED BY SPARTAN MOTORS USA ANY REPRODUCTION IN PART OR IN WHOLE WITHOUT THE WRITTEN PERMISSION OF SPARTAN MOTORS USA IS STRICTLY PROHIBITED.
 DIMENSIONS SHOWN ARE APPROXIMATE AND ARE SUBJECT TO CHANGE AS MAY BE FOUND NECESSARY DURING CONSTRUCTION. THIS DRAWING MUST BE PLOTTED TO THE PAPER SIZE LISTED IN THE TITLE BLOCK FOR THE LISTED SCALE TO BE VALID.
 THIS DRAWING IS FOR REFERENCE PURPOSES ONLY. SOME ITEMS MAY OR MAY NOT APPEAR ON THE DRAWING THAT MAY OR MAY NOT BE INCLUDED IN THE SPECIFICATIONS. THE SPECIFICATIONS SHALL BE THE FINAL AUTHORITY TO DETERMINE WHAT IS SUPPLIED ON THE APPARATUS.

REV.	INT.	DATE	REVISION HISTORY DESCRIPTION
01	SS	4/11/19	ORIGINAL LAYOUT FOR ORDER ENTRY
02	SS	4/18/19	PRECONSTRUCTION CHANGES INCORPORATED

PRE-CONSTRUCTION

CHASSIS: SPARTAN METRO STAR LFD 10" RAISED ROOF
 ENGINE: CUMMINS L9 450HP WITH ALLISON 3000 EVS
 PUMP: WATEROUS CXSC20 1500 GPM (RATED @5000LPM)
 W/ECLIPSE GEN 2.0 CAFS
 WATER TANK: 500 IMP GAL
 FOAM CELL: 40 IMP GAL
 BODY MATERIAL: STAINLESS
 HOSE BED: 80 CUBIC FEET
 GENERATOR: HARRISON 10KW MCR
 COMPARTMENTS: 205 CUBIC FEET

SMEAL
 A SPARTAN MOTORS BRAND
 610 W 4TH ST
 SNYDER, NE
 PHONE: (402) 568-2224
 WWW.SMEAL.COM

BURLINGTON FIRE DEPARTMENT			
BURLINGTON, ON			
SIDE MOUNT PUMPER			
MODEL:	SAFETEK EMERGENCY VEHICLES		
DEALERSHIP:	SAFETEK EMERGENCY VEHICLES		
SCALE: 1/2" = 1'	DRAWN BY: S. STUMPE	DATE: 4/11/19	
SIZE: 24" X 36"	DRAWING NO: S5017	REV: 02	
SHEET: 1 OF 1			