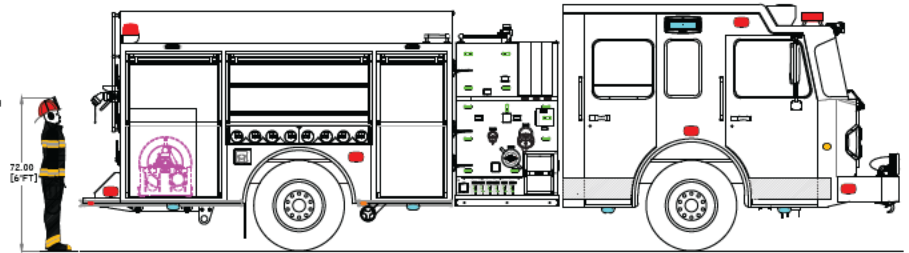
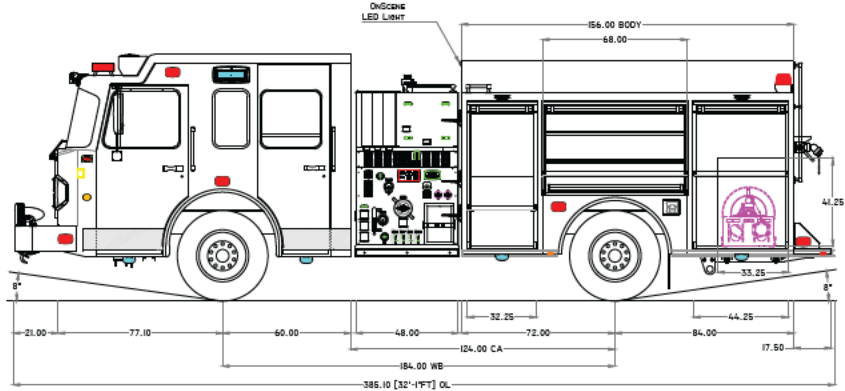
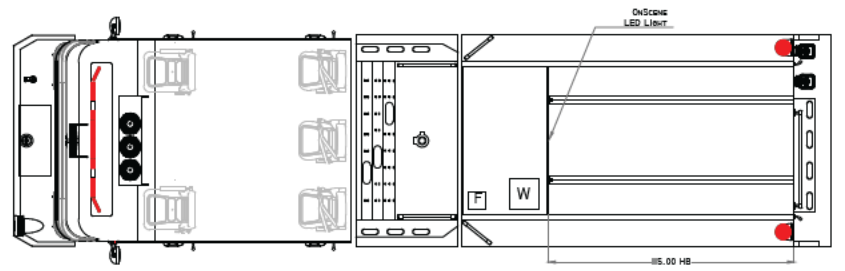
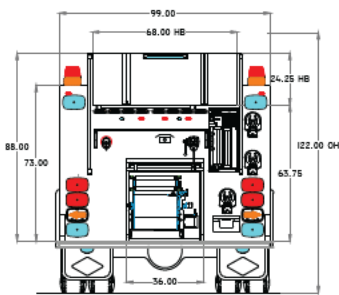


COMPARTMENT	VOLUME (CUBIC FEET)
L1	29.4
L2	27.3
L3	30.5
R1	29.4
R2	27.3
R3	30.5
B1	32.0
HOSE BED AREA	109.7



CHASSIS:	SPARTAN METRO STAR EHF10 10' RR
ENGINE:	CUMMINS L9 450 HP
TRANSMISSION:	ALLISON 3000 EVS
AXLES:	F 20,000 LB / R 26,000 LB
MODEL:	2112
WATER/FOAM:	1000 GALLONS / 20 GALLONS
PUMP:	WATEROUS CSU 1500 GPM
FOAM SYSTEM:	N/A
GENERATOR:	N/A
DOOR FRAMED OPENINGS	
COMPARTMENT	DOOR FRAMED OPENING
L1	32.25-W x 08.0-H
L2	08.0-W x 43.0-H
L3	44.25-W x 08.0-H
R1	32.25-W x 08.0-H
R2	08.0-W x 43.0-H
R3	44.25-W x 08.0-H
B1	30.0-W x 30.875-H

SPECIAL NOTES:

LADDER PACKAGE:

- (1) Duo-Ganery 24" x 2 sec. 6024
- (1) Duo-Ganery 4" x 4" 773A
- (1) Duo-Ganery 10" x 4" 582A

STORAGE FOR:

- (1) Broomcase
- (2) Strassers Hose Pipe Poles
- (1) Aerial Traction Hoop, 16 to 12 ft Lows

**CUSTOMER**

THIS DRAWING IS A CLOSE APPROXIMATION OF YOUR FIRE APPOINTMENTS. IN ALL CASES, THE DRAWING AND THE WRITTEN SPECIFICATION GOVERN. THE SPECIFICATION SHALL PREVAIL. PLEASE WORK WITH YOUR DEALER TO ASSURE THAT THE WRITTEN SPECIFICATION REPRESENTS WHAT YOU WANT IN YOUR FINISHED PRODUCT. SPARTAN SHERIDAN'S RESPONSE BUDDS TO THE WRITTEN SPECIFICATION, NOT THE DRAWING TO ASSURE THAT YOUR NEEDS ARE MET.

**PROPRIETARY AND CONFIDENTIAL**

THE INFORMATION CONTAINED IN THIS DRAWING IS THE SOLE PROPERTY OF SPARTAN SHERIDAN'S RESPONSE. ANY REPRODUCTION IN PART OR AS A WHOLE WITHOUT THE WRITTEN PERMISSION OF SPARTAN SHERIDAN'S RESPONSE IS PROHIBITED. SPARTAN MOTORS USA, INC. D/W/A SPARTAN SHERIDAN'S RESPONSE.

REV. DATE	DESCRIPTION	NAME
05/19/22	ENGINEERING UPDATES	JM
01/31/22	REVISION FROM -05	WC

SCALE: NOT TO SCALE

CUSTOMER: \_\_\_\_\_

TRUCK NUMBER: \_\_\_\_\_ DEALER: \_\_\_\_\_

MODEL 2112-10