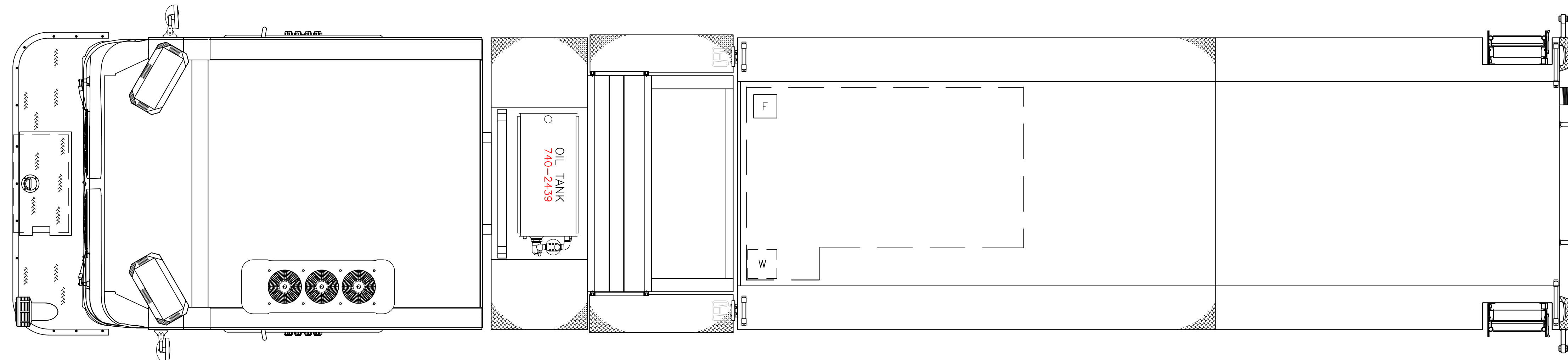
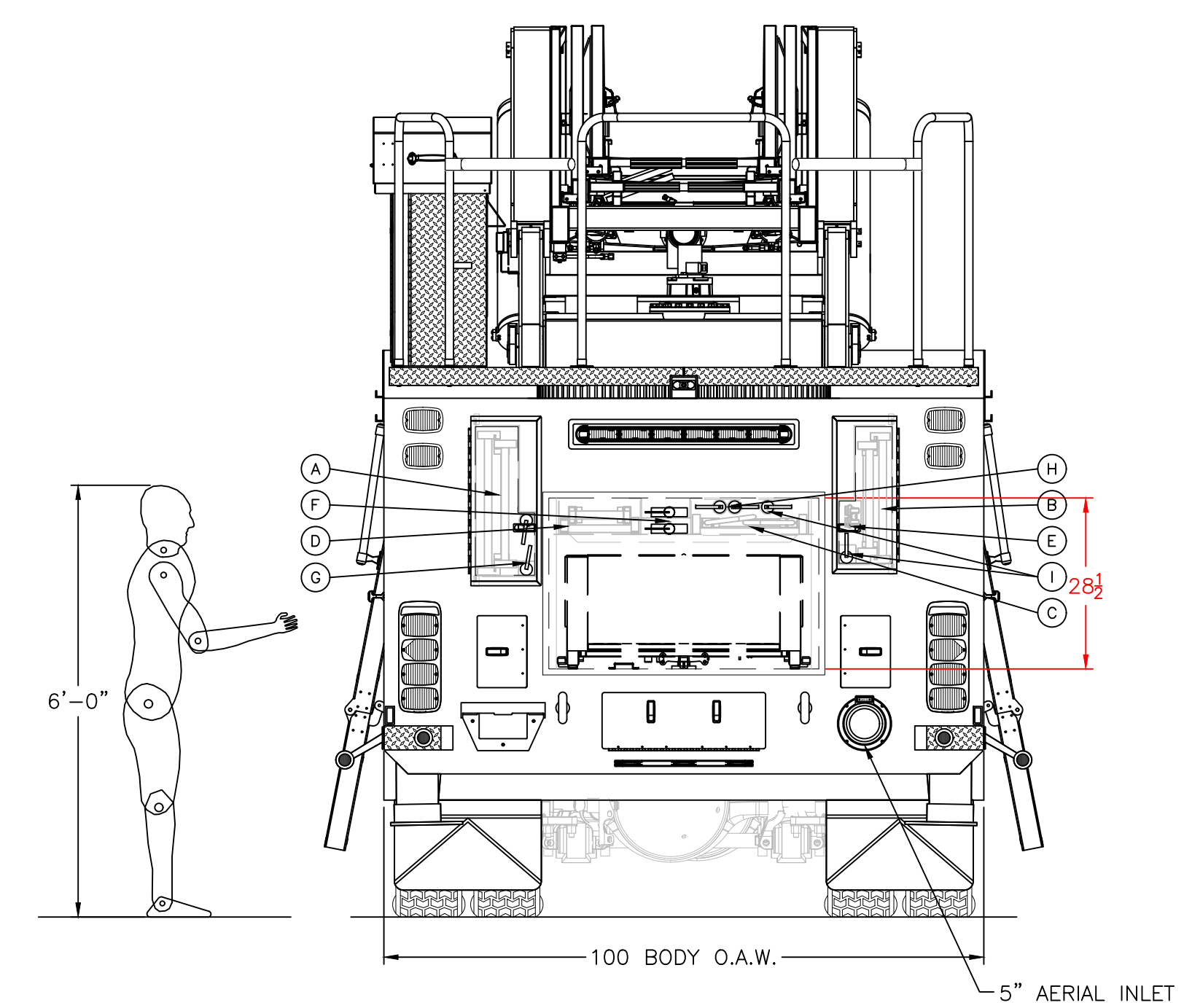
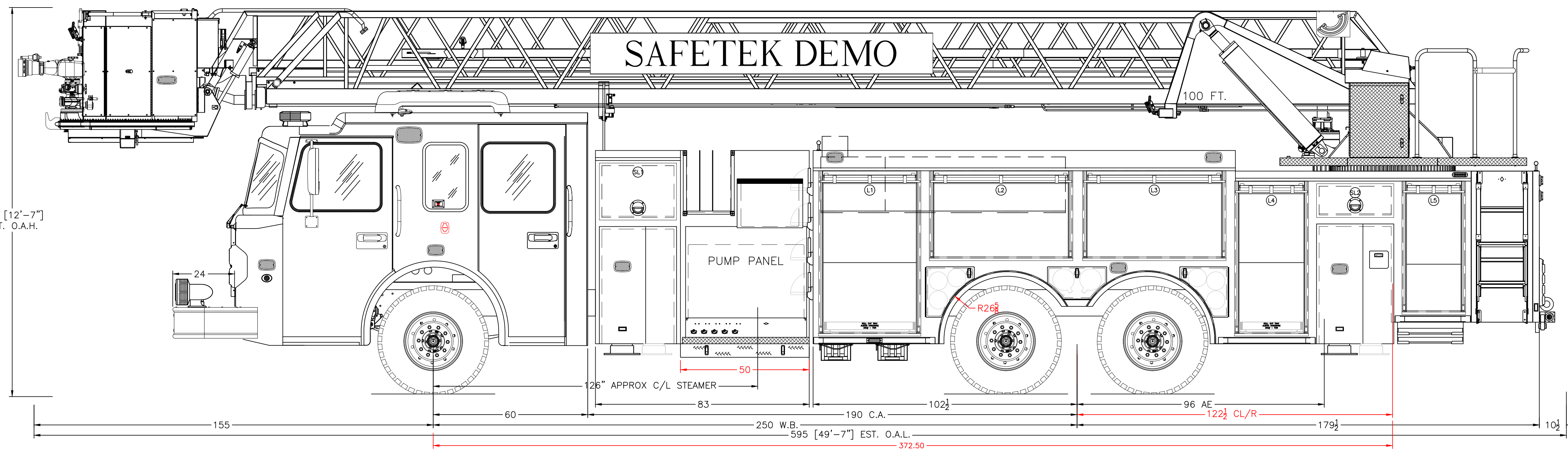


| COMPT. | DOOR OPENING | COMPARTMENT DIMENSIONS | | | |
|--------|--------------|------------------------|---------------|-------------|-------|
| | | INTERIOR | DIVIDE HEIGHT | Upper DEPTH | LOWER |
| L1 | 36"W x 57"H | 41.5"W x 70.5"H | 27" | 14" | 23" |
| L2 | 52"W x 28"H | 59"W x 41"H | - | 14" | 14" |
| L3 | 52"W x 28"H | 63.5"W x 41"H | - | 14" | 14" |
| L4 | 25"W x 53"H | 32.5"W x 62.5"H | 27" | 14" | 24" |
| L5 | 21"W x 45"H | 31"W x 54"H | 18" | 14" | 22" |
| R1 | 36"W x 57"H | 41.5"W x 70.5"H | 27" | 14" | 23" |
| R2 | 52"W x 28"H | 59"W x 41"H | - | 14" | 14" |
| R3 | 52"W x 28"H | 63.5"W x 41"H | - | 14" | 14" |
| R4 | 25"W x 53"H | 32.5"W x 62.5"H | 27" | 14" | 24" |
| R5 | 21"W x 45"H | 31"W x 54"H | 18" | 14" | 22" |
| SL1 | 28"W x 19"H | 30.5"W x 25.5"H | - | 22" | 22" |
| SR1 | 28"W x 19"H | 30.5"W x 25.5"H | - | 22" | 22" |
| SL2 | 28"W x 10"H | 28"W x 16.5"H | - | 13" | 13" |
| SR2 | 28"W x 10"H | 28"W x 16.5"H | - | 13" | 13" |



- SHOP INSTRUCTIONS
- FOAM SYSTEM:
 - FOAM CAPABLE DISCHARGES:
 - COMPARTMENT FINISH:
 - SHELVES/TRAYS FINISH:

| GROUND LADDERS & PIKE POLES | | | |
|-----------------------------|-----------------------|-----------|-----|
| ITEM | DESCRIPTION | MODEL # | QTY |
| A | 35' 2 SEC EXTENSION | 1200-A | 1 |
| B | 24' 2 SEC EXTENSION | 900-A | 1 |
| C | 16' ROOF | 875-A | 1 |
| D | 14' FRESNO | 701 | 1 |
| E | 10' FOLDING ATTIC | 585-A | 1 |
| F | 4' D-HANDLE PIKE POLE | NHF-4 W/D | 2 |
| G | 6' PIKE POLE | NHF-6 | 2 |
| H | 8' PIKE POLE | NHF-8 | 2 |
| I | 12' PIKE POLE | NHF-12 | 2 |
| BASE | J 16' ROOF | 875-A | 1 |
| FLY | K 6' PIKE POLE | NHF-6 | 1 |



NOTE:
 THIS DRAWING IS THE PROPERTY OF SPARTAN FIRE, LLC AND IS TO BE USED ONLY IN REFERENCE TO THE WORK PROPOSED OR CONTRACTED BY SPARTAN FIRE, LLC ANY REPRODUCTION IN PART OR IN WHOLE WITHOUT THE WRITTEN PERMISSION OF SPARTAN FIRE, LLC IS STRICTLY PROHIBITED.
 DIMENSIONS SHOWN ARE APPROXIMATE AND ARE SUBJECT TO CHANGE AS MAY BE FOUND NECESSARY DURING CONSTRUCTION. THIS DRAWING MUST BE PLOTTED TO THE PAPER SIZE LISTED IN THE TITLE BLOCK FOR THE LISTED SCALE TO BE VALID.
 THIS DRAWING IS FOR REFERENCE PURPOSES ONLY. SOME ITEMS MAY OR MAY NOT APPEAR ON THE DRAWING THAT MAY OR MAY NOT BE INCLUDED IN THE SPECIFICATIONS. THE SPECIFICATIONS SHALL BE THE FINAL AUTHORITY TO DETERMINE WHAT IS SUPPLIED ON THE APPARATUS.

| REV | INT | DATE | REVISION HISTORY DESCRIPTION |
|-----|-----|--------|------------------------------|
| 01 | KS | 8/2/23 | PRE CONSTRUCTION MEETING |

**SHOP PRINT
PRE-CONSTRUCTION**

CHASSIS: SPARTAN GLADIATOR EMFD 5" RAISED ROOF
 ENGINE: CUMMINS X15 565HP WITH ALLISON 4000 EVS
 PUMP: WATEROUS CSUC20 2250 RATED AT 8000 LPM
 WATER TANK: 400 U.S. GAL
 FOAM CELL: 20 U.S. GAL
 BODY MATERIAL: 1/8" ALUMINUM
 HOSE BED: 1000' OF 4" / 39 CUBIC FEET
 GENERATOR: N/A
 COMPARTMENTS: 198 CUBIC FEET
 ADDITIONAL PENETRATION STABILIZERS



| | | | |
|-------------------------------------|--------------------------------------|--------------|-------|
| SAFETEK DEMO UNIT ABBOTSFORD, BC | | | |
| MODEL: | 100' REAR MOUNT PLATFORM (S53RP-100) | | |
| DEALERSHIP: | SAFETEK EMERGENCY VEHICLES | | |
| SCALE: | 1/2" = 1' | DRAWN BY: | KS |
| DATE: | 7/27/23 | | |
| SIZE: | 24" X 36" | DRAWING NO.: | S5500 |
| SHEET: | 1 OF 1 | REV: | 01 |