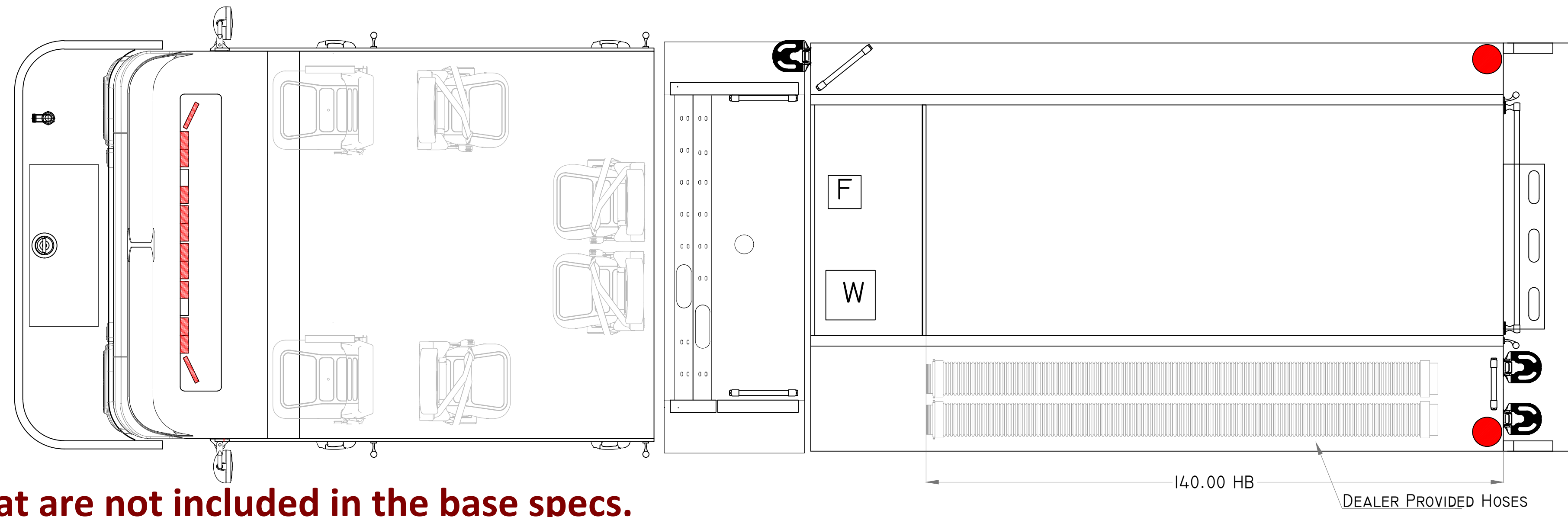
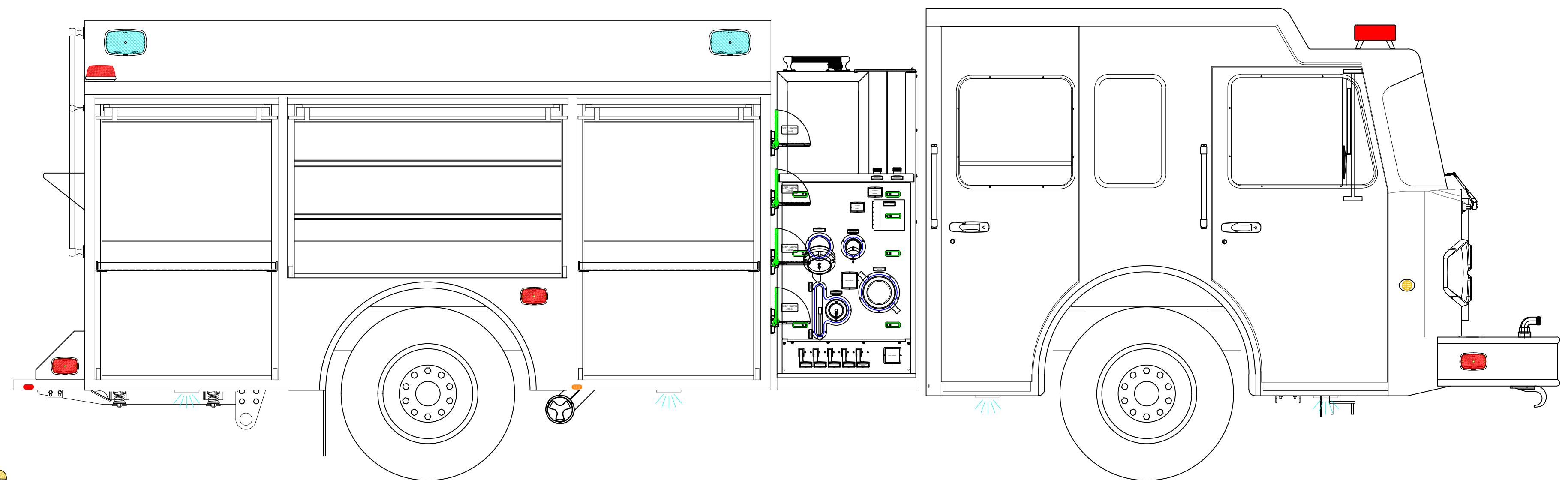
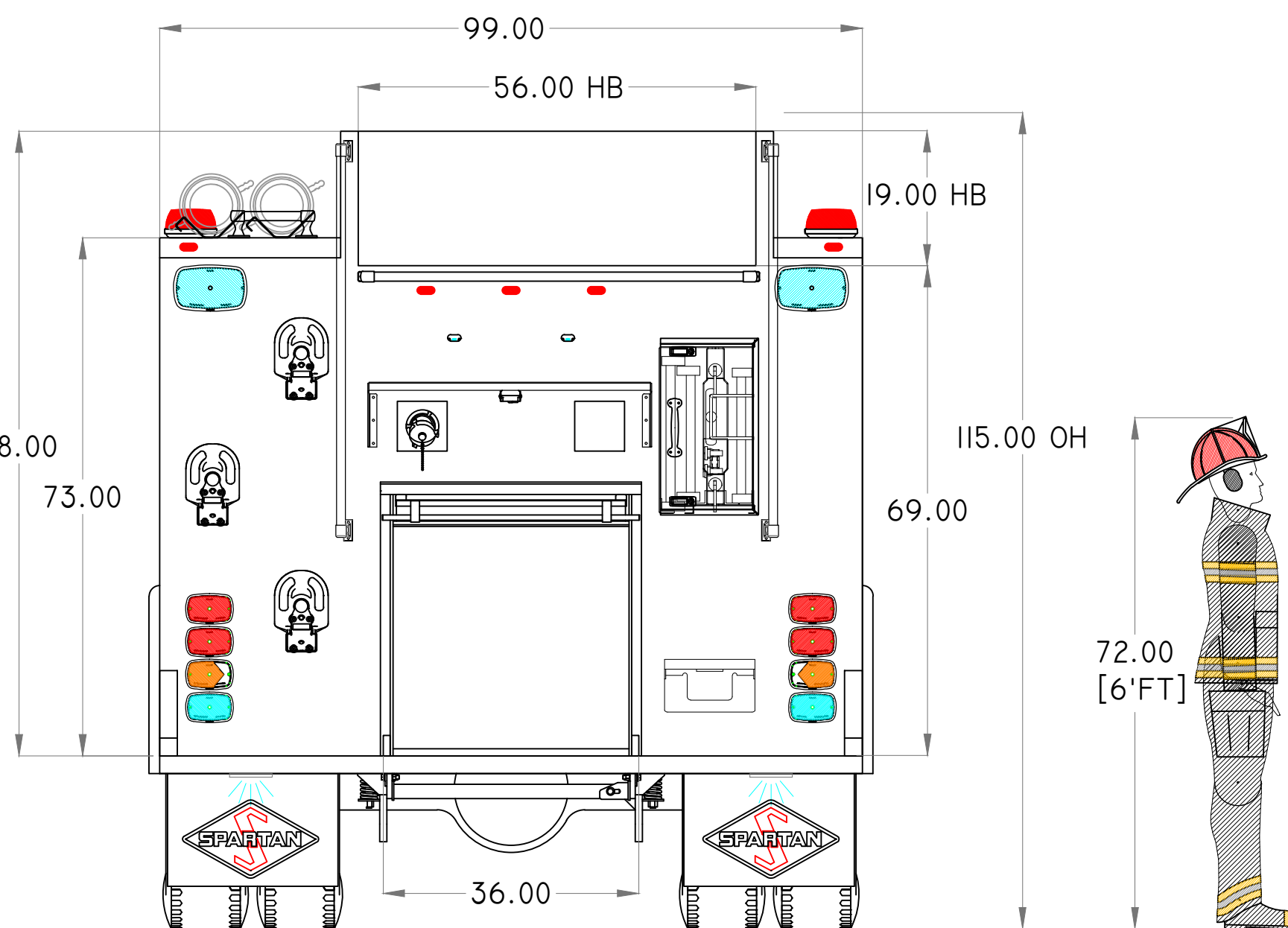
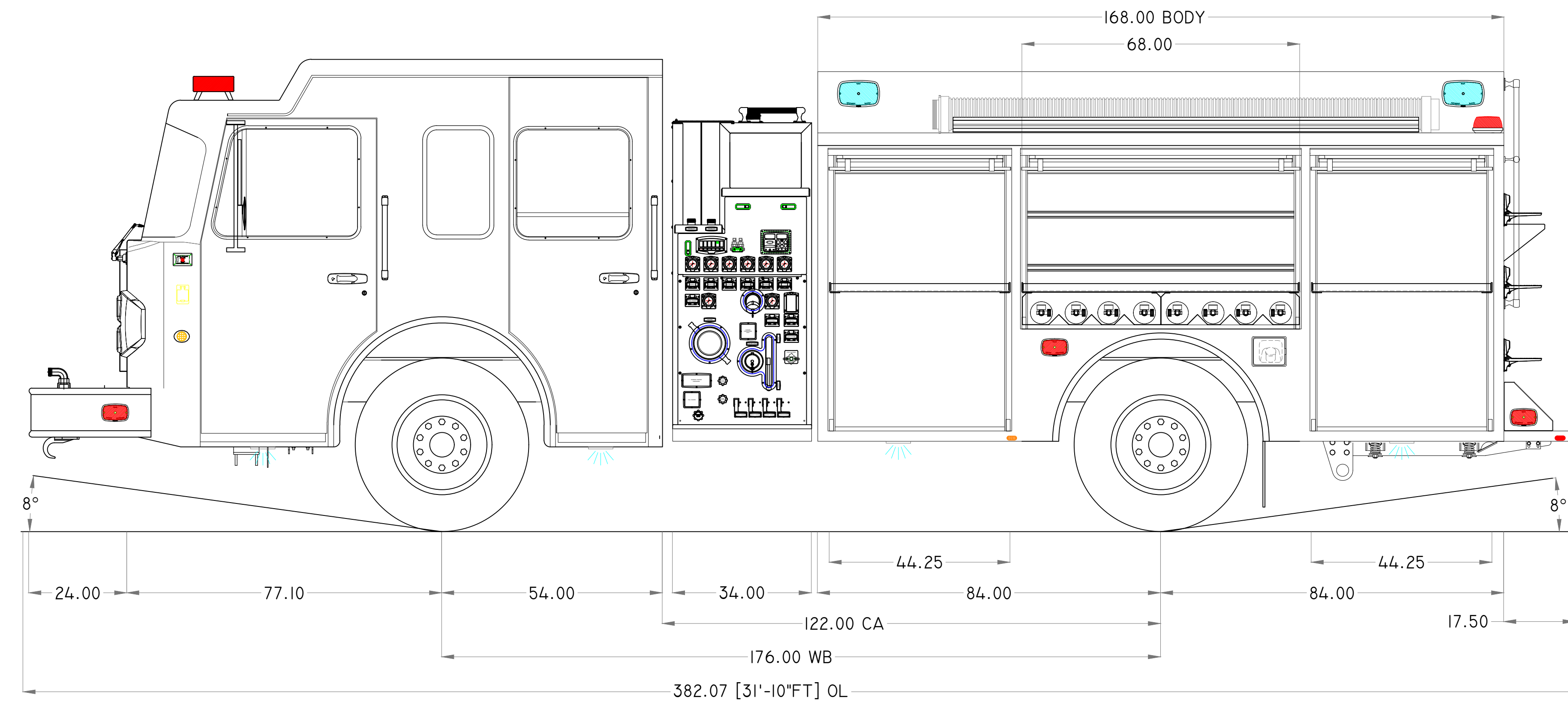
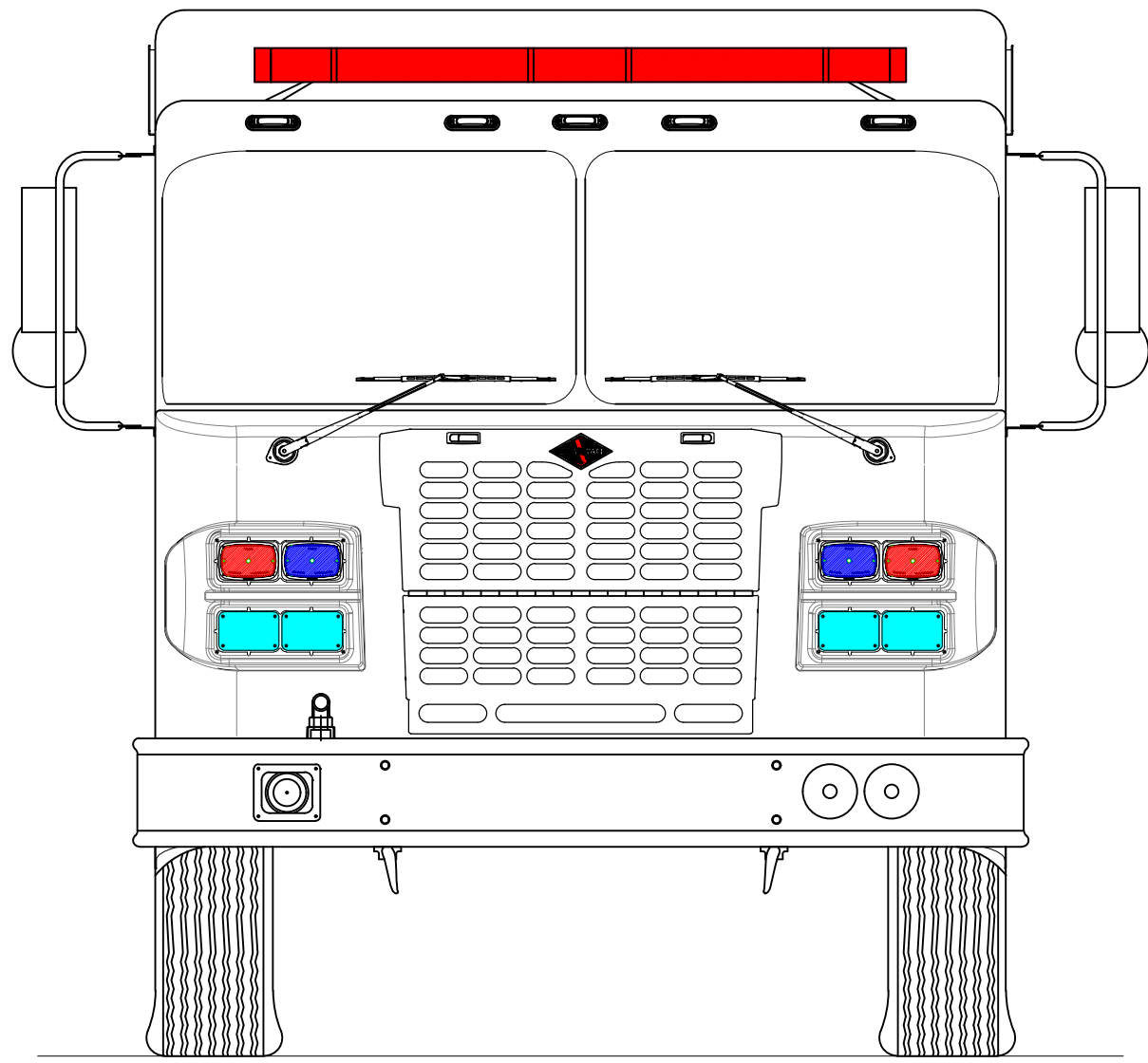


COMPARTMENT	VOLUME (CUBIC FEET)
L1	53.8
L2	48.1
L3	50.8
R1	38.7
R2	27.3
R3	36.4
BI	32.0
HOSE BED AREA	86.2



Drawing may show optional items that are not included in the base specs.



CHASSIS: SPARTAN METRO STAR MFD 10" RR
 ENGINE: CUMMINS X12 500HP
 TRANSMISSION: ALLISON 4000 EVS
 AXLES: F 20,000 LB / R 24,000 LB
 MODEL: 3108
 WATER/FOAM: 1000 GALLONS / 20 GALLONS
 PUMP: HALE DSD 1500 GPM
 FOAM SYSTEM:
 GENERATOR:

DOOR FRAMED OPENINGS	
COMPARTMENT	DOOR FRAMED OPENING
L1	44.25-W x 68.0-H
L2	68.0-W x 43.0-H
L3	44.25-W x 68.0-H
R1	44.25-W x 68.0-H
R2	68.0-W x 43.0-H
R3	44.25-W x 68.0-H
BI	36.0-W x 37.25-H

SPECIAL NOTES:
LADDER PACKAGE:
 (1) DUO-SAFETY 24 FT.-2 SEC. 900A
 (1) DUO-SAFETY 14 FT. ROOF, 775A
 (1) DUO-SAFETY 10 FT. ATTIC, 585A

STORAGE FOR:
 (2) 10' HARD SUCTION HOSES
 (2) STANDARD HOOK PIKE POLES

CUSTOMER
 THIS DRAWING IS A CLOSE APPROXIMATION OF YOUR FIRE APPARATUS. IN ALL CASES WHERE THE DRAWING AND THE WRITTEN SPECIFICATION DIFFER, THE SPECIFICATION SHALL PREVAIL. PLEASE WORK WITH YOUR DEALER TO ASSURE THAT THE WRITTEN SPECIFICATION REPRESENTS WHAT YOU WANT IN YOUR FINISHED PRODUCT. SPARTAN EMERGENCY RESPONSE BUILDS TO THE WRITTEN SPECIFICATION, NOT THE DRAWING TO ASSURE THAT YOUR NEEDS ARE MET.

PROPRIETARY AND CONFIDENTIAL
 THE INFORMATION CONTAINED IN THIS DRAWING IS THE SOLE PROPERTY OF SPARTAN EMERGENCY RESPONSE. ANY REPRODUCTION IN PART OR AS A WHOLE WITHOUT THE WRITTEN PERMISSION OF SPARTAN EMERGENCY RESPONSE IS PROHIBITED. SPARTAN MOTORS USA, INC. D/B/A SPARTAN EMERGENCY RESPONSE.

REV	DATE	DESCRIPTION	NAME
1	05/31/23	UPDATE FROM 2108-10	WC

CUSTOMER:
 SCALE: NOT TO SCALE

TRUCK NUMBER: MODEL 3108-10
 DEALER: